

GCG Sunday School - 17th March 2024

Lesson Outline



Lesson: A vision of a new shepherd.
Passage: Ezekiel 34
Big Idea: The Lord will himself come to replace the bad shepherds with a good one.
Main Aim: Be thankful for the Lord Jesus who came to be the good shepherd.

Please pray for the lesson preparation, that you and the children would be built up by God's word.

Unless you are at the Greenwich service, you will need to bring a **laptop/tablet** to play the videos and songs. If needed, Jonny can provide **a laptop and a Bluetooth speaker**. 😊

Additional resources: [Mustard Seeds Plan](#)

The Passage

Summary.

Israel's leaders should care for their people.

But the shepherds are terrible, so the Lord will judge them and be the good shepherd himself.

Ezekiel needs to announce, the Lord says:

v1-6. Everything a shepherd should have done, you have done the opposite! The sheep are dying!

v7-10 So *I will* rescue my sheep.

v11-19 *I will* be the good shepherd for the faithful sheep.

v20-31 *David will* be the good shepherd for the rescued sheep.

For them then.

The terrible leaders of Israel will be judged. Get ready for the new shepherd, the Lord himself!

For us now.

Jesus is the Shepherd king who looks after his flock and gives them everything they need.

Jesus doesn't like bad leaders of his people. They will be judged.

We can be thankful for the *Lord Jesus, son of David*, who came to be the good shepherd.

The Age Ranges

For CW (average age 4-5 years) and Greenwich (average age 6-7 years):

Prepare the lesson for **all ages**. Then prepare your leaders to divide into separate **Sailor** and **Officer** groups for **Heart & Hands** teaching.






Sailors: Ages 3-7

Officers: Ages 8-11

Eltham (Sailors average age: 4-5 years, Officers average age: 7-8 years):

Personalise **all material** for the Sailors or Officers.

The Rough Format.

Get Going 3 min + song	Main Teaching ~15 mins	Heart & Hands ~20 mins	Land The Lesson ~10 mins	Extra Fun Time ~10 mins
				
Welcome & Pray Quick Recap Song	The Big Idea The Main Aim	Activities Discussion	Recap Memory Verse Pray to close.	Optional: Can go mid-session.

Outline Idea



Get Going

Welcome, Pray, Quick Recap & Song

Welcome the children - Connect briefly with the children.

- Ask them a fun question, showing we're interested in their lives.
- Then you could ask them a simple question which will connect loosely with the theme.
 - Sailors - [What does a shepherd do?](#)
 - Officers - [Same - personalised for your Officers.](#)

Link: God says some people are like shepherds.
Like Israelites, let's see what they were like.

Prayer

- Let's listen carefully to what God has to say to us today.



Very Speedy Recap - Scroll of time


Last week's big idea: We saw that God sees all sin and judges it.

Link: In today's passage, we'll see what will come after judgement.

Song

Talk through the words and actions before singing, if needed.

- <https://www.youtube.com/watch?v=xivGAMCuvx4>



Main Teaching

Teaching the Big Idea & Main Aim.

Have a Bible open throughout for the children to see that we're teaching from God's word, and not from our heads. Try to get clearly and repeatedly to the Big Idea and Main Aim.

- Lesson Points

This is not about shepherds of actual sheep, but about the leaders of Israel who were supposed to look after God's people.

The prophet Ezekiel used the word, 'shepherd' because he wanted them to understand why God was angry with them; they had not been loving and caring with the people of God like a good shepherd would be with his sheep.

Draw out the contrast between the bad shepherds and the good shepherd, with a, b, c.

1. The shepherds of Israel were bad shepherds. v1-6
 - a. They do not feed, clothe, bind the injured or seek the lost.
 - b. They serve themselves
 - c. So the sheep have been scattered and eaten.
2. So, the Lord will rescue the sheep as the good shepherd. v7-22
 - a. He will feed, clothe, bind the injured and seek the lost.
 - b. He will serve the flock.
 - c. So the sheep will no longer be scattered and eaten.
3. This shepherd will be David.
This shepherd is Jesus.

- Brief Application - Main aim expanded.

The Lord Jesus is a good shepherd.

We can trust that he cares for us and looks after us.

We can trust that he won't let his people out of his hand.

The Lord Jesus will judge bad shepherds.

People who lead God's people badly, need to beware.

- Sailors

*Explain the passage, asking questions along the way. **Keep it clear.***

Repeat the Big Idea and the Main Aim.

*Use the **lesson points above** with the **teaching images**.*

- Visual aid suggestion (Bluetak and the wall):

Lay out the images and ask questions as you recount the vision.

How do you think God felt about the bad teachers? etc.

<p>Good leaders:</p> <p>Take care of the flock (34:2)</p> <p>Feed the flock [sheep being fed]</p> <p>Carry a weak/sick animal [carrying lamb with broken leg]</p> <p>Seek the lost [shepherd finding sheep]</p> <p>Gentle towards them [smiley face]</p> <p>Protect from wild animals [shield and sword]</p>	<p>Bad leaders:</p> <p>Took care of themselves (34:2)</p> <p>Fed themselves with the best sheep! (34:3) [priest feasting]</p> <p>Did not care for the weak/sick (34:4) [Weak sheep]</p> <p>Did not seek the lost (34:5) [lost sheep in the dark]</p> <p>Dealt harshly with them (34:5) [angry face]</p> <p>No protection from wild animals (34:5) [bear]</p>
--	--

- *Brief application - Main Aim expanded*

- Officers

Interactive talk through the text. **Keep it clear.**

Repeat the Big Idea and the Main Aim.

Maybe act it out, or have them draw something, or shout out the best thing they see in the passage, make a puppet show using paper and card, go for a walk outside.

- Use the **lesson points above**.
- Brief application - Main Aim expanded - With questions.

In what way does Jesus care for us?

How should we feel that Jesus is the good shepherd?

How should we feel about people who look after God's people badly?

Bad pastors?



Heart and Hands

Think more about the Main Aim with: Activities and discussion.

Activities - Craft or worksheet

- Sailors - [Craft. Cut and stick.](#)
- Officers - [Worksheet](#)
- Extra games - In the GDrive.

If you finish craft early, you may want to play a game with the remaining time.

Discussion - What would it look like to believe the Main Aim?

Think through with the children what the Main Aim means for our lives.

- Talk through the Main Aim further.
 - Sailors - [Go further than Brief Application.](#)
 - Officers - [Go further than Brief Application, with questions to provoke thought.](#)



Land the lesson

Bring everything together with: Recap, Memory Verse and Prayer.

Scroll of time update

- Remind them of the Big Idea and Main Aim.



Memory verse

"Even if you have been banished to the most distant land under the heavens, from there the Lord your God will gather you and bring you back." Deuteronomy 30:4 (NIVUK)

[Ideas for learning the memory verse.](#) I will provide the verse on laminated paper with Blu Tack.

- Sailors - **Song and actions are available here. (Sent on Whatsapp for now)**
- Officers - If capable, they can come up with a rap/ spoken word for the verse. They can repeat and improve it each week.

Pray

Encourage the children to pray with you about the Big Idea and Main Aim. They could **thank/praise God** for it or **ask for help** in believing it.

- Sailors

You could ask for hands up/ thumbs up for those who would like to pray.

You could suggest “Popcorn prayers” - really short prayers. Or “Arrow prayers”- We all shoot up like an arrow at the end. Or you could try the idea we use with Officers.

- Officers

You could pass an object, like a Bible, around the room. When a child receives the Bible, they can choose to pray in their head or aloud.



Extra fun time.

An optional game, which can be played mid-session.

Game idea. Feel free to play something different!

- Sailors - Good shepherd, bad shepherd.

Use the printed images to make a game.

Put the good shepherd image at one end of the room and the bad shepherd image at the other.

Split the children into teams (or not). Children take turns to turn over an image of the sheep being cared for/ not cared for, running and placing it on the corresponding image of the good or bad shepherd.

Feel free to make something else up.

- Officers - Use idea above or feel free to think of something fun.

Link: God sees everything!

Sign out with Take Home Sheets

- While signing out with Rollcall, Take Home sheets will be provided to carers and parents about the children’s lesson.

Final notes

The following items will be printed for you and brought to the lesson:

- Main teaching pictures and materials.
- Activities: Sailors craft and Officers worksheets.
- Memory verse, laminated.
- Take Home Sheets.

Additional materials will be available:

- Craft materials.
- Pens, paper, glue, scissors.